



February 27 , 2018

Old City Hall Restaurant—Upstairs

7400 Monterey St. Gilroy

**OPENING: Bring Me Sunshine**

All My Loving  
And I Love Her  
April Love  
Bye Bye Love  
Can't Buy Me Love  
Can't Help Fallin in Love With You  
Dream Lover  
I'm in the Mood for Love

L. O. V. E.  
Love Me Tender  
Roses are Red My Love  
Sea of Love  
She Loves You  
Will You Still Love Me Tomorrow  
That's Amore  
The Glory of Love

**BREAK: OPEN MIC**

**CLOSING: Happy Trails**



## Bring Me Sunshine

(INTRO:) /Dm /G7 /C /C\

(VERSE 1:)

Bring me sunshine, in your smile,  
Bring me laughter, all the while  
In this world where we live, there should be more happiness  
So much joy you can give, to each brand new bright tomorrow

(VERSE 2:)

Make me happy, through the years,  
Never bring me, any tears  
Let your arms be as warm as the sun from up above  
Bring me fun, bring me sunshine, and bring me love

second time go to (TAG)

(VERSE 3:)

Bring me sunshine, in your eyes  
Bring me rainbows, from the clear blue skies  
Life's too short to be spent having anything but fun  
We can be so content if we gather little sunbeams

(VERSE 4)

Be light hearted, all day long,  
Keep me singing, happy songs  
Let your arms be as warm, as the sun from up above  
Bring me fun, bring me sunshine, and bring me love

(REPEAT VERSES 1 & 2)

(TAG:) /Dm /G7 /C


Bring me fun, bring me sunshine, and bring me love

<http://www.youtube.com/watch?v=QrlkBmHU-wk>

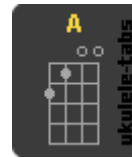
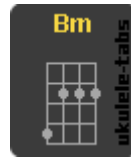

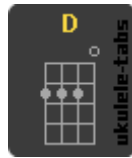
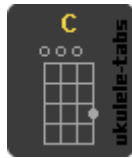


# All My Loving

Lennon & McCartney

Close your <sup>Dm</sup> eyes and I'll <sup>G</sup> kiss you,  
<sup>C</sup> Tomorrow I'll <sup>Am</sup> miss you  
<sup>F</sup> Remember I'll <sup>Dm</sup> always be <sup>Bb</sup> true. <sup>G</sup>  
 And then <sup>Dm</sup> while I'm <sup>G</sup> away,  
 I'll write <sup>C</sup> home every <sup>Am</sup> day  
 And I'll <sup>F</sup> send all my <sup>G</sup> loving to <sup>C</sup> you.  
 I'll pretend that I'm <sup>Dm</sup> kissing <sup>G</sup>  
 The <sup>C</sup> lips I am <sup>Am</sup> missing,  
<sup>F</sup> And hope that my <sup>Dm</sup> dreams will come <sup>Bb</sup> true. <sup>G</sup>  
 And then <sup>Dm</sup> while I'm <sup>G</sup> away,  
 I'll write <sup>C</sup> home every <sup>Am</sup> day  
 And I'll <sup>F</sup> send all my <sup>G</sup> loving to <sup>C</sup> you.  
 All my <sup>Am</sup> loving, I will send to <sup>C</sup> you.  
 All my <sup>Am</sup> loving. Darling I'll be <sup>C</sup> true.  
 Close your <sup>Dm</sup> eyes and I'll <sup>G</sup> kiss you,  
<sup>C</sup> Tomorrow I'll <sup>Am</sup> miss you  
<sup>F</sup> Remember I'll <sup>Dm</sup> always be <sup>Bb</sup> true. <sup>G</sup>  
 And then <sup>Dm</sup> while I'm <sup>G</sup> away,  
 I'll write <sup>C</sup> home every <sup>Am</sup> day  
 And I'll <sup>F</sup> send all my <sup>G</sup> loving to <sup>C</sup> you.  
 All my <sup>Am</sup> loving, I will send to <sup>C</sup> you.  
 All my <sup>Am</sup> loving. Darling I'll be <sup>C</sup> true.  
 All my <sup>Am</sup> loving...  
 Aaaaalllll my <sup>C</sup> loving, OOOoooo  
 All my <sup>Am</sup> loving, I will send to <sup>C</sup> you.



# And I Love Her



Am            Em  
I give her all my love  
Am            Em  
That's s all I do  
Am            Em  
And if you saw my love  
C                    D  
You'd love her too  
                  G  
I love her

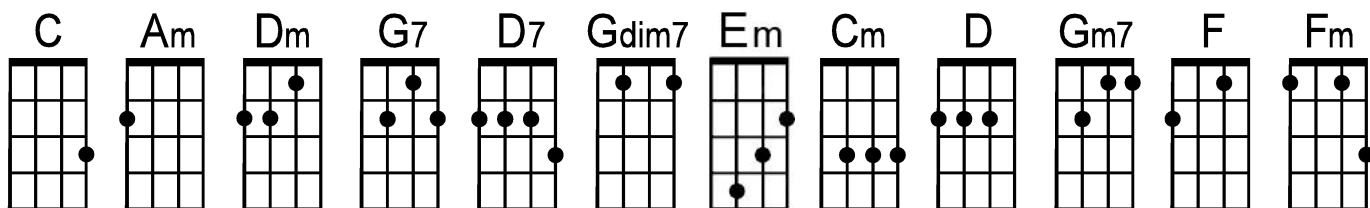
Am            Em  
Bright are the stars that shine  
Am            Em  
Dark is the sky  
Am            Em  
I know this love of mine  
C                    D  
Will never die  
                  G  
And I love her

Am            Em  
She gives me everything  
Am            Em  
And tenderly  
Am            Em  
The kiss my lover brings  
C                    D  
She brings to me  
                  G  
And I love her

Em            D        Em            Bm  
A love like ours could never die  
Em            Bm            D  
As long as I have you near me

# April Love

by Sammy Fain and Paul Francis Webster (1957)



C . Am . | Dm . G7 . | C . . . | Dm . G7 . |  
 A—pril love— is for— the ver—y yo—ung—

C . . . | D7 . G7 . | C . Gdim . | G7 . . . |  
 Ev'—ry star's a wish-ing star that shines— for— you—

C . Am . | Dm . G7 . | C . . . | Em . . . |  
 A—pril love— is all— the sev-en won-ders—

Am . Cm . | G . D . | Dm . . . | G7 . . . |  
 One little kiss— can tell you— this is true—ue—

**Bridge:** C . Gm7 . | C . Gm7 . | C . Gm7 . | F . . . |  
 Some— times— an Ap—ril day— will sud-den-ly— bring show-ers—

Am . D . | G . Gdim . | D7 . . . | G7 . . . |  
 Rain— to grow— the flow-ers— for her first— bou—quet—

. | C . Am . | Dm . G7 . | C . . . | Fm . . . |  
 But A—pril love— can slip right through your fing—ers—

. | C . A7 . | G7 . . . |  
 So, if she's— the one— don't let her run—

| C . Am . | Dm . G7 . | C . . . | Dm . G7 . |  
 a—way—

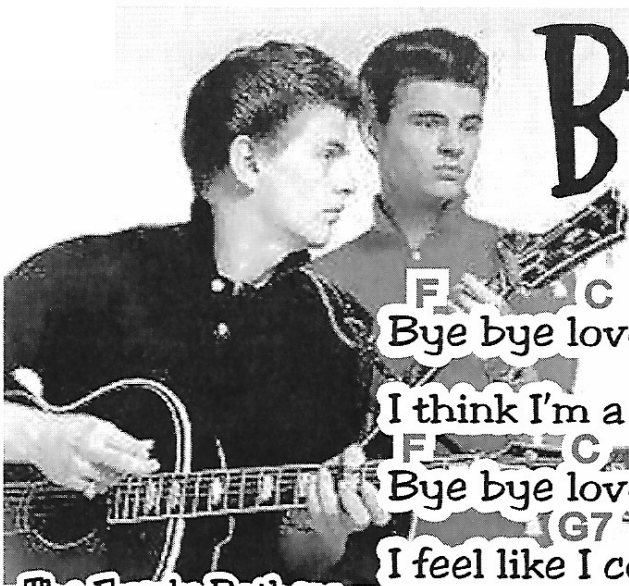
C . Am . | D7 . G7 . | C . Gdim . | G7 . . . |

**Bridge:** C . Gm7 . | C . Gm7 . | C . Gm7 . | F . . . |  
 Some— times— an Ap—ril day— will sud-den-ly— bring show-ers—

Am . D . | G . Gdim . | D7 . . . | G7 . . . |  
 Rain— to grow— the flow-ers— for her first— bou—quet—

. | C . Am . | Dm . G7 . | C . . . | Fm . . . |  
 But A—pril love— can slip right through your fing—ers—

. | C . A7 . | G7 . . . | C . . . | C |  
 So, if she's— the one— don't let her run— a—way—



# Bye Bye Love

by Felice and Boudleaux Bryant

## The Everly Brothers

"Bye Bye Love," (which had been rejected by 30 other acts, including Elvis Presley) became an across-the-board smash, reaching #2 on the pop charts, and #1 on both the Country, and the R & B charts. The song, written by the songwriting husband and wife team of Felice and Boudleaux Bryant, became their first million-seller

<sup>F C F C F C</sup>  
Bye bye love, Bye bye happiness, Hello loneliness

<sup>G7 C</sup>  
I think I'm a gonna cry

<sup>F C F C F C</sup>  
Bye bye love, Bye bye sweet caress, Hello emptiness

<sup>G7 C G7 C</sup>  
I feel like I could die, Bye bye my love bye bye

<sup>C G7 C</sup>  
There goes my baby, with someone new

<sup>G7 C</sup>  
She sure looks happy; I sure am blue

<sup>F G7</sup>  
She was my baby, 'til he stepped in

<sup>C C7</sup>  
Goodbye to romance, that might have been

<sup>F C F C F C</sup>  
Bye bye love, Bye bye happiness, Hello loneliness

<sup>G7 C</sup>  
I think I'm a gonna cry

<sup>F C F C F C</sup>  
Bye bye love, Bye bye sweet caress, Hello emptiness

<sup>G7 C G7 C</sup>  
I feel like I could die, Bye bye my love bye bye

<sup>C G7 C</sup>  
I'm through with romance, I'm through with love

<sup>G7 C</sup>  
I'm through with counting the stars above

<sup>F G7</sup>  
And here's the reason that I'm so free

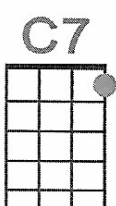
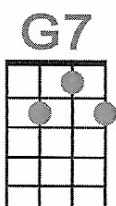
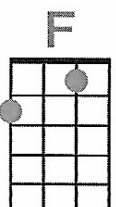

<sup>C C7</sup>  
My lovin' baby is through with me

<sup>F C F C F C</sup>  
Bye bye love, Bye bye happiness, Hello loneliness

<sup>G7 C</sup>  
I think I'm-a gonna cry

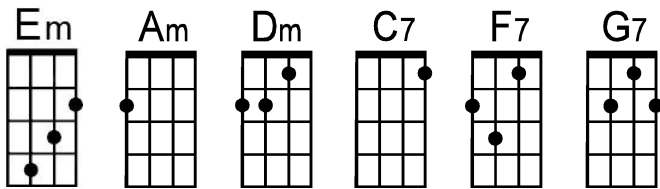
<sup>F C F C F C</sup>  
Bye bye love, Bye bye sweet caress, Hello emptiness

<sup>G7 C G7 C</sup>  
I feel like I could die, Bye bye my love bye bye



# Can't Buy Me Love

by John Lennon and Paul McCartney (1964)



sing C

(----*tacet*----) | Em . . . | Am . . . | Em . . . | Am . . . | Dm . . . | G7 . . .

**Intro:** Can't buy me lo—ove, lo—ove, can't buy me lo—ove,

| C7 . . . | . . . | . . . | . . .  
 I'll buy you a dia-mond ring, my friend, if it makes you feel al-right.

| F7 . . . | . . . | C7 . . . | . . .  
 I'll get you an-y—thing, my friend, if it makes you feel al-right.

| G7 . . . | F7 . . . | . . . | C7 . . .  
 'Cause I don't care too much for money money can't buy me love.

| C7 . . . | . . . | . . . | . . .  
 I'll give you all I've got to give if you say you'll love me, too

| F7 . . . | . . . | C7 . . . | . . .  
 I may not have a lot to give, but what I've got I'll give to you.

| G7 . . . | F7 . . . | . . . | C7 . . .  
 'Cause I don't care too much for money, money can't buy me love.

**Bridge:** | Em . . . | Am . . . | C7 . . . | . . .  
 Can't buy me lo—ove, every-body tells me so.

| Em . . . | Am . . . | Dm . . . | G7 . . . |  
 Can't buy me lo—ove, no-no no no—

C7 . . . | . . . | . . . | . . .  
 Say you don't need no dia-mond rings, and I'll be sat-is—fied,

F7 . . . | . . . | C7 . . . | . . .  
 Tell me that you want the kind of things, that mon-ey just can't buy.

G7 . . . | F7 . . . | . . . | C7 . . .  
 I don't care too much for money, money can't buy me love.

**Bridge:** | Em . . . | Am . . . | C7 . . . | . . .  
 Can't buy me lo—ove, every-body tells me so.

| Em . . . | Am . . . | Dm . . . | G7 . . . |  
 Can't buy me lo—ove, no-no no no—

C7 . . . | . . . | . . . | . . .  
 Say you don't need no dia-mond rings, and I'll be sat-is—fied,

F7 . . . | . . . | C7 . . . | . . .  
 Tell me that you want the kind of things, that mon-ey just can't buy.

G7 . . . | F7 . . . | . . . | C7 . . .  
 I don't care too much for money, money can't buy me love.

## Ending:

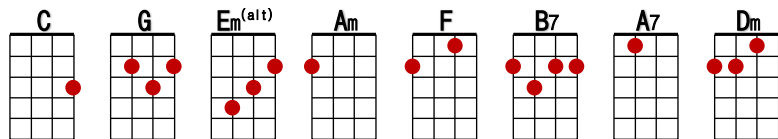
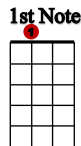
| Em . . . | Am . . . | Em . . . | Am . . . | Dm . . . | G7 . . . | C7  
 Can't buy me lo—ove, lo—ove, can't buy me lo—o—ve, Oh—



# Can't Help Falling In Love

Peretti / Creatore / Weiss (Elvis Presley), 1961

YouTube video tutorial: <http://youtu.be/sReXJtHr5vM>



## INTRO:

[ARPEGGIO P-I-M-A-M-I: 4<sup>th</sup>-3<sup>rd</sup>-2<sup>nd</sup>-1<sup>st</sup>-2<sup>nd</sup>-3<sup>rd</sup>]

C G C G  
|X X X X|X X X X|

## VERSES 1 & 2:

C Em Am F C G  
Wise men say - only fools rush in  
F G Am F C G C G  
But I can't help falling in love with you

C Em Am F C G  
Shall I stay - would it be a sin  
F G Am F C G C  
If I can't help falling in love with you

## CHORUS:

Em B7 Em B7  
Like a river flows - surely to the sea  
Em B7 Em A7 Dm G [HANG]  
Darling so it goes - some things - are meant to be

## VERSE 3:

C Em Am F C G  
Take my hand - take my whole life too  
F G Am F C G C  
For I can't help falling in love with you



REPEAT CHORUS

REPEAT VERSE 3

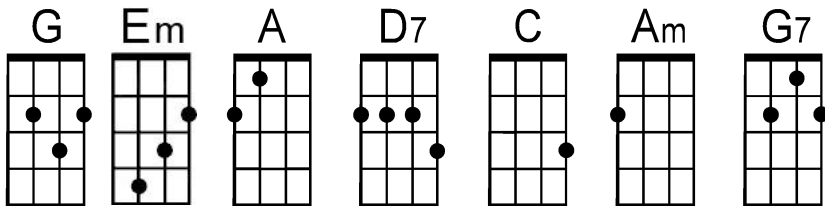
## OUTRO:

F G Am F C G C  
For I can't help falling in love with you



# Dream Lover (Key of G)

by Bobby Darin (1959)



**Intro:** G . . . | Em . . . | G . . . | Em . . . |

G . . . . | . . . . | Em . . . . | . . . . |  
 Every night, I hope and pra-a-a-a-ay, a dream lover will come my— way—

G . . . . | . . . . | Em . . . . | . . . . |  
 A girl to hold— in my— a-a-a-a-arms, and know the mag-ic of her charms.

. | --r-- G\ \ \ | --r-- D7\ \ \ | --r-- G\ \ \ | --r-- C\ \ \ |  
 Be-cause I want (yeah-yeah yeah) a girl (yeah-yeah yeah) to call (yeah-yeah yeah) my own (yeah-yeah

\ | G . . . | Em . . . | Am . . . | D7 . . . | G . . . | D7 . . . |  
 I want a dream lover so I won't have to dream a—lone.

G . . . . | . . . . | Em . . . . | . . . . |  
 Dream lover, where are— yo-o-o-o-ou? With a love, oh, so— true—?

G . . . . | . . . . | Em . . . . | . . . . |  
 And a hand that I can— ho-o-o-o-old, to feel her near, when I grow— old.

. | --r-- G\ \ \ | --r-- D7\ \ \ | --r-- G\ \ \ | --r-- C\ \ \ |  
 Be-cause I want (yeah-yeah yeah) a girl (yeah-yeah yeah) to call (yeah-yeah yeah) my own (yeah-yeah

\ | G . . . | Em . . . | Am . . . | D7 . . . | G . . . | G7 . . . |  
 I want a dream lover so I won't have to dream a—lone.

**Bridge:** C . . . . | . . . . | G . . . . | . . . . |  
 Some day—, I don't know— ho-o-ow I hope— she'll hear my— plea—

A7 . . . . | . . . . | D7\ (---- -*Tacit* ---- | ---- --- --- ) D7 |  
 Some way—, I don't know— ho-o-ow She'll bring her love to me—

G . . . . | . . . . | Em . . . . | . . . . |  
 Dream lover, un—til— the-e-e-en, I'll go to sleep— and dream a—gain—

G . . . . | . . . . | Em . . . . | . . . . |  
 That's the on—ly thing to— do-o-o-o-o, un—til my lover's— dreams come true

. | --r-- G\ \ \ | --r-- D7\ \ \ | --r-- G\ \ \ | --r-- C\ \ \ |  
 Be-cause I want (yeah-yeah yeah) a girl (yeah-yeah yeah) to call (yeah-yeah yeah) my own (yeah-yeah

\ | G . . . | Em . . . | Am . . . | D7 . . . | G . . . | Em . . . |  
 I want a dream lover so I won't have to dream a—lone.

. | G . . . | Em . . . | Am . . . | D7 . . . | G . . . | G\ --- |||  
 I want a dream lover so I don't have to dream a—lone—

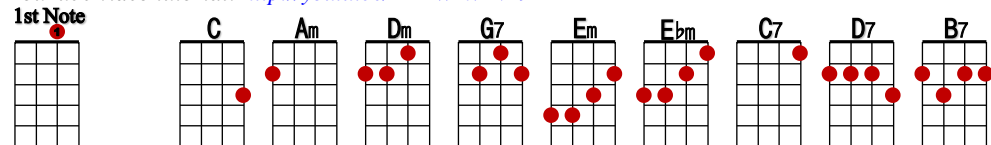


# I'm In The Mood For Love

Jimmy McHugh / Dorothy Fields, 1935

YouTube video tutorial: <http://youtu.be/4DEWmv-NZ9Y>

**Simpler version  
on NEXT PAGE**



## INTRO:

[SLOW EVEN WALTZ ARPEGGIO: S<sup>TRUM</sup>-P-I MA-P-I  
OR LABORED WALTZ STRUM: D-PAUSE- PLUCK]

C Am Dm G7 [HANG]  
|X X X|X X X|X X X|X X X|

## VERSE 1:

C Am Dm G7  
I'm in the mood for love  
Dm G7 C  
Simply because you're near me  
Em Ebm Dm  
Funny, but when - you're near me  
G7 C G7  
I'm in the mood for love

## VERSE 2:

C Am Dm G7  
Heaven is in your eyes  
Dm G7 C  
Bright as the stars we're under  
Em Ebm Dm  
Oh is it a - ny wonder  
G7 C C7  
I'm in the mood for love

## BRIDGE:

Dm G7 C Am  
Why stop to think of whether  
Dm G7 C  
This little dream might fade  
D7 Em  
We've put our hearts together  
B7 Dm G7 [HANG]  
Now we are one - I'm not afraid

## VERSE 3:

C Am Dm G7  
If there's a cloud above  
Dm G7 C  
If it should rain, we'll let it  
Em Ebm Dm  
But for tonight - forget it  
G7 C  
I'm in the mood for love

## INSTRUMENTAL VERSE:

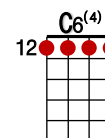
C Am Dm G7  
Dm G7 C C  
Em7 Ebm7 - Dm7 Dm7  
Dm G7 C C7

## REPEAT BRIDGE

## REPEAT VERSE 3

## OUTRO:

Dm G7 [HANG] C6  
I'm in the mood - for - love



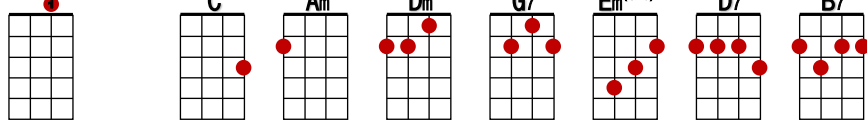
# I'm In The Mood For Love

Jimmy McHugh / Dorothy Fields, 1935

YouTube video tutorial: <http://youtu.be/4DEWmv-NZ9Y>

**SIMPLER  
VERSION**

1st Note



## INTRO:

**[LABORED WALTZ STRUM: D-PAUSE-PLUCK]**

C Am Dm G7 [HANG]  
|X X X|X X X|X X X|X X X|

## VERSE 1:

C Dm  
I'm in the mood for love  
G7 C  
Simply because you're near me  
Em Dm  
Funny, but when - you're near me  
G7 C  
I'm in the mood for love

## VERSE 2:

C Dm  
Heaven is in your eyes  
G7 C  
Bright as the stars we're under  
Em Dm  
Oh is it a - ny wonder  
G7 C  
I'm in the mood for love

## BRIDGE:

Dm G7 C  
Why stop to think of whether  
Dm G7 C  
This little dream might fade  
D7 Em  
We've put our hearts together  
B7 Dm G7 [HANG]  
Now we are one - I'm not afraid

## VERSE 3:

C Dm  
If there's a cloud above  
G7 C  
If it should rain, we'll let it  
Em Dm  
But for tonight - forget it  
G7 C  
I'm in the mood for love

## INSTRUMENTAL VERSE:

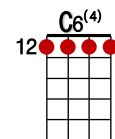
C C Dm Dm  
Dm G7 C C  
Em7 Ebm7-Dm7 Dm7  
Dm G7 C C

## REPEAT BRIDGE

## REPEAT VERSE 3

## OUTRO:

Dm G7 [HANG] C6  
I'm in the mood - for - love



# L-O-V-E

Bert Kaempfert and Milt Gabler, 1965. Ukulele arrangement Austin Ukulele Society, 2014.

**Intro:** 4 beats per chord, repeat twice

G D7 G G

## Verse 1

G Em Am D7

"L" is for the way you look at me

Am D7 G x2

"O" is for the only one I see

G7 x2 C Cmaj7

"V" is very, very extraor – di – nar – y

A7 x2 D7 [A7 - D7]

"E" is even more than anyone that you adore can

## Verse 2

G Em Am D7

Love, is all that I can give to you

Am D7 G x2

Love, is more than just a game for two

G7 x2

Two in love can make it

C Cm7

Take my heart and please don't break it

G D7 G D7

Love was made for me and you

G Em Am D7

Am D7 G x2

G7 x2 C Cm7 G D7 G D7

<i>Chords in this song</i>		
<b>C</b> 	<b>Cmaj7</b> 	<b>C7</b> 
<b>D</b> 	<b>D7</b> 	<b>Em</b> 
<b>G</b> 	<b>G7</b> 	<b>Cm7</b> 
<b>Am</b> 	<b>A7</b> 	

**Verse 1**

G Em Am D7

“L” is for the way you look at me

Am D7 G x2

“O” is for the only one I see

G7 x2 C x2

“V” is very, very extraor – di – nar – y

A7 x2 D7 x2

“E” is even more than anyone that you adore can

**Verse 2 and Ending**

G Em Am D7

Love, is all that I can give to you

Am D7 [R E S T]

Love, is more than just a game for two

G G7

Two in love can make it

C Cm7

Take my heart and please don't break it

G D7 G x2

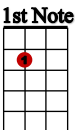
Love was made for me and you

G D7 G x2 G \ F# \ G \

Love was made for me and you

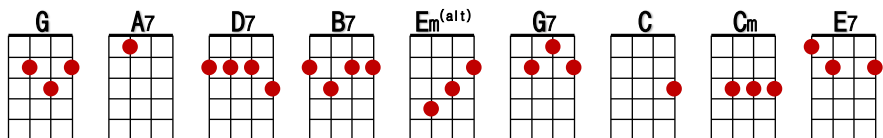
# Love Me Tender

*Simpler version  
on NEXT PAGE*



Presley / Poulton / Darby / Matson (Elvis Presley), 1956

YouTube video tutorial: <http://youtu.be/WHZhYUDxIt4>



## INTRO:

*[ARPEGGIO I-M-PA-M: 3<sup>rd</sup>-2<sup>nd</sup>-1<sup>st</sup>/4<sup>TH</sup>-2<sup>nd</sup>]*

G A7 D7 G  
|X X X X|X X X X|X X X X|X X X X|

## VERSE 1:

G A7  
Love me tender, love me sweet  
D7 G  
Never let me go  
G A7  
You have made my life complete  
D7 G  
And I love you so

## CHORUS:

*[ARPEGGIO PMA-I: 1<sup>st</sup>/2<sup>nd</sup>/4<sup>th</sup> - 3<sup>rd</sup>]*

G B7 Em G7  
Love me tender, love me true  
C Cm G  
All my dreams fulfill  
Em E7 A7  
For my darlin I love you  
D7 G  
And I always will

## VERSE 2:

G A7  
Love me tender, love me long  
D7 G  
Take me to your heart  
G A7  
For it's there that I belong  
D7 G  
And we'll never part

## REPEAT CHORUS

## VERSE 3:

G A7  
Love me tender, love me dear  
D7 G  
Tell me you are mine  
G A7  
I'll be yours through all the years  
D7 G  
Til the end of time

## REPEAT CHORUS

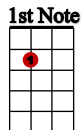
## OUTRO:

Em E7 A7  
For my darlin I love you  
D7 G  
And I always will



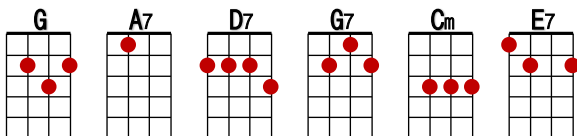
# Love Me Tender

**SIMPLER  
VERSION**



Presley / Poulton / Darby / Matson (Elvis Presley), 1956

YouTube video tutorial: <http://youtu.be/WHZhYUDxIt4>



## INTRO:

*[ARPEGGIO I-M-PA-M: 3<sup>rd</sup>-2<sup>nd</sup>-1<sup>st</sup>/4<sup>TH</sup>-2<sup>nd</sup>]*

G A7 D7 G  
|X X X X|X X X X|X X X X|X X X X|

## VERSE 1:

G A7  
Love me tender, love me sweet  
D7 G  
Never let me go  
G A7  
You have made my life complete  
D7 G  
And I love you so

## CHORUS:

G G7  
Love me tender, love me true  
Cm G  
All my dreams fulfill  
E7 A7  
For my darlin I love you  
D7 G  
And I always will

## VERSE 2:

G A7  
Love me tender, love me long  
D7 G  
Take me to your heart  
G A7  
For it's there that I belong  
D7 G  
And we'll never part

## REPEAT CHORUS

## VERSE 3:

G A7  
Love me tender, love me dear  
D7 G  
Tell me you are mine  
G A7  
I'll be yours through all the years  
D7 G  
Til the end of time

## REPEAT CHORUS

## OUTRO:

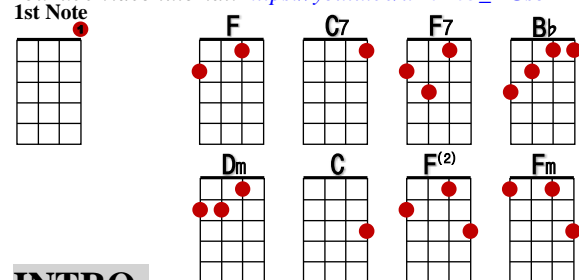
E7 A7  
For my darlin I love you  
D7 G  
And I always will



# Roses Are Red (my love)

Paul Evans / Al Byron (Bobby Vinton). 1962

YouTube video tutorial: [https://youtu.be/uE6B63\\_DGso](https://youtu.be/uE6B63_DGso)



## INTRO:

[1<sup>st</sup> 3 are single down strums;  
then bouncy strum: D-D uD uD u]

F C7 F7 Bb  
| X X X | X X X X |  
| X X X X | X X X X | [STOP]

## VERSE 1:

nc C7  
A long, long time - ago  
F  
On grad-ua-tion day  
Bb  
You handed me your book  
C7 F  
I signed this way

## CHORUS A:

F C7 F7 Bb  
Roses are red, my love  
F Dm  
Violets are blue  
Bb  
Sugar is sweet, my love  
C7 F [STOP]  
But not as sweet as you

**Simpler version  
on NEXT PAGE**

## VERSE 2:

nc C7  
We dated through high school  
F  
And when the big day came  
Bb  
I wrote into - your book  
C7 F  
Next to my name

## REPEAT CHORUS A

*without the [STOP]*

## BRIDGE:

F - C7 - F7 - Bb  
C  
Then I went far away  
F  
And you found someone new  
F - C7 - F7 - Bb  
C  
I read your letter dear  
F<sup>2</sup> Fm C  
And I wrote back to you

## CHORUS B:

F C7 F7 Bb  
Roses are red, my love  
F Dm  
Violets are blue  
Bb  
Sugar is sweet, my love  
C7 F [STOP]  
Good luck, may God bless you

## VERSE 4:

nc C7  
Is that your little girl?  
F  
She looks a lot like you  
Bb  
Someday some boy will write  
C7 F  
In her book too

## REPEAT CHORUS A

*without the [STOP]*

## OUTRO:

Bb - F - C - F



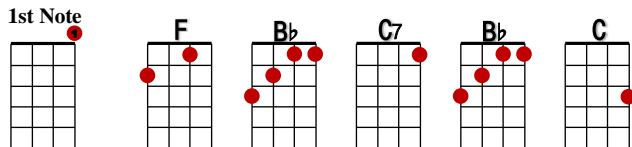


# Roses Are Red (my love)

Paul Evans / Al Byron (Bobby Vinton). 1962

YouTube video tutorial: [https://youtu.be/uE6B63\\_DGso](https://youtu.be/uE6B63_DGso)

**SIMPLER  
VERSION**



## INTRO:

*[1<sup>st</sup> 3 are single down strums;  
then bouncy strum: D-D uD uD u]*

**F** **Bb**  
| X X X | X X X X |  
**F** **F** **[STOP]**  
| X X X X | X X X X |

## VERSE 1:

**nc** **C7**  
A long, long time - ago  
**F**

On grad-ua-tion day  
**Bb**

You handed me your book  
**C7** **F**  
I signed this way

## CHORUS A:

**(F)** **Bb**  
Roses are red, my love  
**F**  
Violets are blue  
**Bb**  
Sugar is sweet, my love  
**C7** **F** **[STOP]**  
But not as sweet as you

## VERSE 2:

**nc** **C7**  
We dated through high school  
**F**

And when the big day came  
**Bb**

I wrote into - your book  
**C7** **F**  
Next to my name

**REPEAT CHORUS A**  
*without the [STOP]*

## BRIDGE:

**Bb** **C**  
Then I went far away  
**F**  
And you found someone new  
**Bb** **C**  
I read your letter dear  
**F** **C**  
And I wrote back to you

## CHORUS B:

**F** **Bb**  
Roses are red, my love  
**F**  
Violets are blue  
**Bb**  
Sugar is sweet, my love  
**C7** **F** **[STOP]**  
Good luck, may God bless you

## VERSE 4:

**nc** **C7**  
Is that your little girl?  
**F**  
She looks a lot like you  
**Bb**  
Someday some boy will write  
**C7** **F**  
In her book too

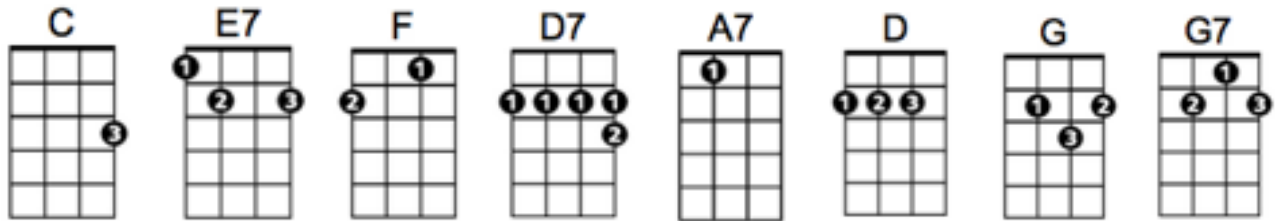
**REPEAT CHORUS A**  
*without the [STOP]*

**End on F**

# SEA OF LOVE

by Phil Phillips and George Khoury

Ukulele arrangement by Cynthia Lin, <http://cynthialin.com/ukulele>



fingering pattern: [ 1 - 2 - (34) - 2 ] x 2 per chord  
 chucking strum: [ down - up | chuck - up ] x 2 per chord

INTRO (pick) **C**

VERSE (pick)

<b>C</b>	<b>E7</b>	<b>F</b>	<b>D7</b>
Come with me,	my love,	to the sea,	The sea of love
[ <b>C</b> - <b>A7</b> ]	[ <b>D</b> - <b>G</b> ]	<b>C</b>	<b>G7</b> // (two hits - optional pick transition)
I wanna tell you,	how	much I love	you

**G7**

A-----2- |

E-1----- |

C---2---- |

G----- |

VERSE (strum)

<b>C</b>	<b>E7</b>	<b>F</b>	<b>D7</b>
Do you remember	when we met?	That's the day I	knew you were my pet
[ <b>C</b> - <b>A7</b> ]	[ <b>D</b> - <b>G</b> ]	[ <b>C</b> - <b>F</b> ]	<b>C</b>
I wanna tell you,	how	much I love	you

BRIDGE (strum)

<b>G</b>	<b>F</b>	<b>G</b>	<b>F</b>	<b>E7</b>	<b>G</b>
Come with	me,	to the sea,	of	love!	

VERSE + END TAG (strum)

<b>C</b>	<b>E7</b>	<b>F</b>	<b>D7</b>
Do you remember	when we met?	That's the day I	knew you were my pet
[ <b>C</b> - <b>A7</b> ]	[ <b>D</b> - <b>G</b> ]		
I wanna tell you,	just how much I		
[ <b>C</b> - <b>A7</b> ]	[ <b>D</b> - <b>G</b> ]		
I wanna tell you,	just how much I		
[ <b>C</b> - <b>A7</b> ]	[ <b>D</b> - <b>G</b> ]	<b>F</b>	<b>C /</b>
I wanna tell you,	just how much I love	you	

# She Loves You

John Lennon and Paul McCartney, 1963. Ukulele arrangement Austin Ukulele Society, 2016

## Intro

**Am**

She loves you! Yeah! Yeah! Yeah!

**D7**

She loves you! Yeah! Yeah! Yeah!

**F**

**C**

She loves you! Yeah! Yeah! Yeah! Yeah!

## Verse 1

**C**

**Am**

You think you've lost your love

**Em**

**G7**

Well, I saw her yester-day

**C**

**Am**

It's you she's thinking of

**Em**

**G7**

And she told me what to say

**C**

She says she loves you

**Am**

And you know that can't be bad

**Fm**

Yes, she loves you

**G7**

**G7**

And you know you should be glad

## Verse 2

**C**

**Am**

She said you hurt her so

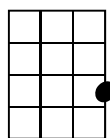
**Em**

**G7**

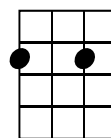
She almost lost her mind

## Chords in this song

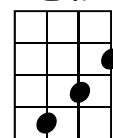
**C**



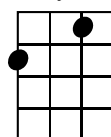
**D7**



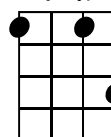
**Em**



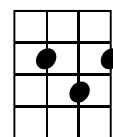
**F**



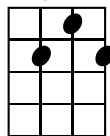
**Fm**



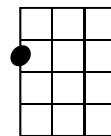
**G**



**G7**



**Am**



☞ = *Pause or take a breath*

[stop] = *Strum the chord once and mute the strings*

[hold] = *Strum the chord once and let it ring*

# She Loves You

---

**C**                      **Am**

But now she says she knows

**Em**                      **G7**

You're not the hurting kind

**C**

She says she loves you

**Am**

And you know that can't be bad

**Fm**

Yes, she loves you

**G7 G7**

And you know you should be glad, oooo!

## *Chorus*

**Am**

She loves you! Yeah! Yeah! Yeah!

**D7**

She loves you! Yeah! Yeah! Yeah!

**Fm [stop] Fm [stop] Fm [stop]**

With a love            like            that

**G**                              **C**            **C**

You know you should be glad

## *Verse 3*

**C**                      **Am**

You know it's up to you

**Em**                      **G7**

I think it's only fair

**C**                      **Am**

Pride can hurt you too

**Em**                      **G7**

A-pologize to her

# She Loves You

---

**C**

Because she loves you

**Am**

And you know that can't be bad

**Fm**

Yes, she loves you

**G7 G7**

And you know you should be glad, oooo!

## *Chorus and Ending*

**Am**

She loves you! Yeah! Yeah! Yeah!

**D7**

She loves you! Yeah! Yeah! Yeah!

**Fm [stop] Fm [stop] Fm [stop]**

With a love like that

**G**

**C**

**Am**

You know you should be glad

**Fm [stop] Fm [stop] Fm [stop]**

With a love like that

**G**

**C**

**Am**

You know you should be glad

**Fm [stop] Fm [stop] Fm [stop]**

With a love like that

**G [hold]**

**[pause]**

**C C**

You know you shou-ould... be gla-a-a-ad!

**Am**

Yeah! Yeah! Yeah!

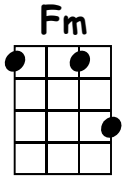
**F**

**C [hold]**

Yeah! Yeah! Yeah! Yeah!

**Resume strumming**

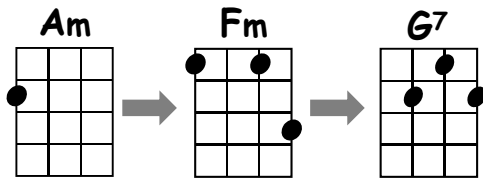
## Notes: The F minor (Fm) chord



The Fm chord can be a challenge for some players. It is generally played with:

- The index finger on the first fret of the G string
- The middle finger on the first fret of the E string
- Either the ring finger or pinky (depending on the size of your hands) on the third fret of the A string

It may be helpful to note that in *She Loves You* the Fm appears mostly in two configurations:



### Example:

**C**

She says she loves you

**Am**

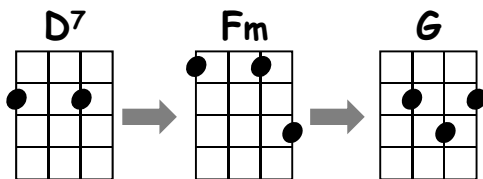
And you know that can't be bad

**Fm**

Yes, she loves you

**G7 G7**

And you know you should be glad, oooo!



### Example:

**Am**

She loves you! Yeah! Yeah! Yeah!

**D7**

She loves you! Yeah! Yeah! Yeah!


**Fm [stop] Fm [stop] Fm [stop]**

With a love            like            that

**G**                                    **C**     **C**

You know you should be glad

If getting to the Fm chord is a challenge for you, practice by repeating these two chord progressions over and over until it becomes more comfortable.



# WILL YOU STILL LOVE ME TOMORROW

4/4 1...2...1234

**Intro:**

Tonight you're mine completely; you give your love so sweetly

To-night the light of love is in your eyes, but will you love me to-morrow

Is this a lasting treasure, or just a moment's pleasure?

Can I believe the magic of your sighs, will you still love me to-morrow?

## BRIDGE:

Tonight with words un-spoken, you said that I'm the only one

But will my heart be broken when the night meets the morning sun?

I'd like to know that your love is a love I can be sure of

1.

So tell me now and I won't ask again, will you still love me to-morrow? REPEAT

2.

So tell me now and I won't ask again, will you still love me to-morrow?

will you still love me to-morrow?

will you still love me to-morrow?



# WILL YOU STILL LOVE ME TOMORROW

4/4 1...2...1234

Intro: F G7 C G7  
4 4 4 4

C F G7 C G7  
Tonight you're mine com-pletely; you give your love so sweetly

E7 Am F G7 C G7  
To-night the light of love is in your eyes, but will you love me to-morrow

C F G7 C G7  
Is this a lasting treasure, or just a moment's pleasure?

E7 Am F G7 C C7  
Can I believe the magic of your sighs, will you still love me to-morrow?

## BRIDGE:

F Em F G7 C C7  
Tonight with words un-spoken, you said that I'm the only one

F Em Am D7 Dm7 G7  
But will my heart be broken when the night meets the morning sun?

C F G7 C G7  
I'd like to know that your love is a love I can be sure of

1. E7 Am F G7 C  
So tell me now and I won't ask again, will you still love me to-morrow? REPEAT

2. E7 Am F G7 C C7  
So tell me now and I won't ask again, will you still love me to-morrow?

F G7 C C7 F G7 C  
will you still love me to-morrow? will you still love me to-morrow?



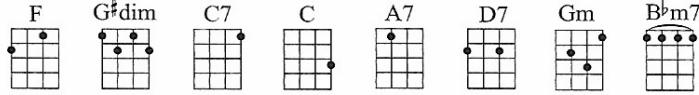
# That's Amoré

(That's Love)

Words by  
JACK BROOKS

Music by  
HARRY WARREN

FIRST NOTE



Moderately



When the moon hits your eye like a big piz - za pie, that's a -  
When the stars make you drool just like pas - ta fa - zool, that's a -



mor - é. When the world seems to shine like you've  
mor - é. When you dance down the street with a

To Coda  $\oplus$  TO SIGN ON 2



had too much wine, that's a - mor - é. Bells will ring, ting - a - ling - a -  
cloud at your (TO  $\oplus$ )




ling, ting - a - ling - a - ling, and you'll sing "Vee - ta bel - la." Hearts will

BACK TO BEGIN  
D.C. al Coda




play, tip - py - tip - py - tay, tip - py - tip - py - tay like a gay tar - an - tel - la.

$\oplus$  Coda



feet, you're in love. When you walk in a dream but you



know you're not dream - ing, sig - nor - é, scuz - za me, but you



see, back in old Na - po - li, that's a - mor - é.

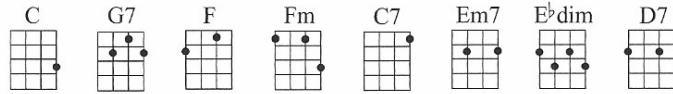
# The Glory Of Love

Words and Music by  
BILLY HILL

FIRST NOTE



Medium beat



C
G7
F
Fm
C7
Em7
Ebdim
D7

C
G7
C

F
Fm
C
G7
1. C
G7

2., 3. C
Fine
C7
F
Em7
Ebdim

G7
Fm
D7
G7
D.S. al Fine

1. You've got to give a lit - tle, take a lit - tle and let your poor heart  
 laugh a lit - tle, cry a lit - tle be-fore the clouds roll  
 win a lit - tle, lose a lit - tle and al - ways have the

break a lit - tle, that's the sto - ry of, that's the glo - ry of love. 2. You've got to  
 by a lit - tle, that's the sto - ry of, that's the glo - ry of  
 blues a lit - tle, that's the sto - ry of, that's the glo - ry of

love. As long as there's the two of us, we've got the world and all its

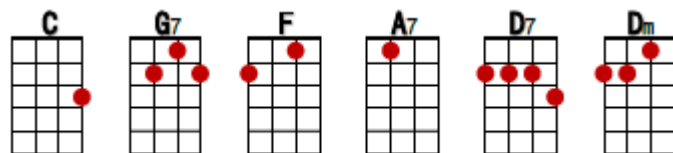
charms. And when the world is through with us, we've got each oth - er's arms. 3. You've got to

Copyright © 1936 Shapiro, Bernstein & Co., Inc., New York  
Copyright Renewed

# Happy Trails

Dale Evans (Roy Rogers & Dale Evans), 1952

YouTube video tutorial: <https://youtu.be/Y6eZUI6fqKA>



**[Bouncy cowboy strum: D-uD-u]**

## VERSE:

**C** **G7**  
Happy trails - to you - until we meet again

**C**  
Happy trails - to you - keep smiling until then

**F**  
Who cares about the clouds when we're together

**A7** **D7**  
Just sing a song and bring the sunny weather

**C** **A7** **[Dm-G7]** **C**  
Happy trails - to you - til we meet again

## Whistle the first 2 lines of the verse:

**C C C G7**  
**G7 G7 G7 C**

## VERSE:

**C** **G7**  
Happy trails - to you - until we meet again

**C**  
Happy trails - to you - keep smiling until then

**F**  
Who cares about the clouds when we're together

**A7** **D7[HANG]**  
Just sing a song and bring the sunny weather

**C** **A7** **[Dm-G7]** **C** **C/**  
Happy trails - to you - til we meet again